

# Sight Word Lists For PK-3 Reading



- \*Sight Word Ideas
- \*Fry's Sight Words
- \*Dolch Sight Words
- \*Dolch Assessments
- \*Comprehension Ideas
- \*Story Elements Book Report

[thekrayonkids.com](http://thekrayonkids.com)



## 20+ Fun Ways to Practice Sight Words at Home



One of the factors that determine grade level success is oral reading fluency. It's extremely important for your child to practice sight words at home daily. Practicing sight words with your child at home will make a big difference and it can also be a fun experience!

**Paper Plate Toss:** Write sight words on paper plates. Use them like Frisbees to throw after reading the word. Add in some additional fun by adding a target.

**Flashlight Words:** Turn off the lights. Tape words on the wall or ceiling. Use the flashlight to shine on the word, then have your child read it.

**Go Fish:** With a duplicate set of word cards play "Go Fish." You can easily make your own cards out of index cards.

**Stepping Stones:** Place the word cards on the floor, making a fun stream going across the room. Have your child walk over the stream. As they step onto the stepping stone (word), have them say the word before they move on to get to the other side of the stream.

**Tic-Tac-Toe:** Write words in the tic-tac-toe spaces. Take turns selecting a space to read. If read correctly, an X or O is placed on the space until someone wins.

**Word-O:** This is played just like BINGO. Fill in a card with the words that you are working on. Call out the words and mark the spaces. The first one with a card covered calls out the word "WORD-O!"

**Word Hunt:** Look for target words in books or in the newspaper. If using the newspaper your child can highlight or circle the words that she finds.

**Word Jump:** Write the sight words onto the driveway. Call out a word. Have your child jump their way to the sight word.

**SNAP:** Write sight words on flash cards or popsicle sticks. Put the words into a jar. Also, you write the word SNAP on a few flash cards and put them in to the jar. The kids can play in partners or in a groups of 3 or 4 with siblings. They take turns pulling a card out of the jar. If they can say the word on the card automatically with no struggle, they get to keep the card. If they struggle, they have to put it back. If they pull out one of the cards that says SNAP, they have to put all of the card they've drawn back. The first person to 5 cards (or 10) wins!

**Stair Chase:** Place two sight word cards on each stair. Let them pick one sight word on the way up, saying the word and picking up the card when they read it correctly. Have them practice the other sight words on the way down.

**Coin Toss:** Put words on the floor. Children take turns tossing a coin onto a word and saying the word. If they read the word correctly, they keep the coin. The first person to collect a designated amount of money is the winner.

**Concentration:** Create two sets of word cards. Place the word cards face down. Have your child turn over two cards, trying to make a match. Continue until all of the words are matched.

**Who am I?** Lay out the word cards. Then give the child clues to what the selected word is. For example, if the word was "red," you could say – I rhyme with bed. I have three letters. I end with the letter D. Have the child locate the word.

**Chalk Writing:** Go outside and practice writing the sight words with chalk on the sidewalk.

**Beat the Clock:** See how many times your child can write a word in one minute. Or see how many flash cards your child can read in one minute.

**Who Has More?** Flash word cards to your child. If they read the word within 3 seconds, they get to keep the card. If not, you keep the card. If the child has more cards than you at the end, they win.

**Write Them Out:** Use a wide variety of materials to practice writing sight words such as: Playdough, Stencils, Wiki sticks, Alphabet stamps, Scrabble tiles, Magnetic Letters, Legos, Popsicle Sticks, Salt on a Tray, Sidewalk Chalk, Sticks (in sand or dirt), Peanut Butter, Shaving Cream, Whipped Cream, Finger Paint, etc... the possibilities are endless. Get creative!

\*Ideas from various teachers and parents

# Fry's Reading Sight Words for Students

## 1<sup>st</sup> 100 WORDS

a	each	it	out	to
about	find	like	part	two
all	first	long	people	up
an	for	look	said	use
and	from	made	see	was
are	get	make	she	water
as	go	many	sit	way
at	had	may	so	we
be	has	more	some	were
been	have	my	than	what
but	he	no	that	when
by	her	not	the	which
called	him	now	their	who
can	his	number	them	will
come	how	of	then	with
could	I	oil	there	words
day	if	on	these	would
did	in	one	they	write
do	into	or	this	you
down	is	other	time	your

## 2<sup>nd</sup> 100 WORDS

after	does	letter	over	such
again	end	line	page	take
air	even	little	picture	tell
also	follow	live	place	things
America	form	man	play	think
animal	found	me	point	three
another	give	means	put	through
answer	good	men	read	too
any	great	most	right	try
around	hand	mother	same	turn
ask	help	move	say	us
away	here	much	sentence	very
back	home	must	set	want
because	house	name	should	well
before	just	need	show	went
big	kind	new	small	where
boy	know	off	sound	why
came	land	old	spell	work
change	large	only	still	world
different	learn	our	study	years

### 3<sup>rd</sup> 100 WORDS

above	earth	hear	never	song
add	eat	high	next	soon
almost	enough	idea	night	start
along	every	important	often	state
always	example	Indian	once	stop
began	eyes	it's	open	story
begin	face	keep	own	talk
being	family	last	paper	those
below	far	late	plant	thought
between	father	leave	real	together
book	feet	left	river	took
both	few	let	run	tree
car	food	life	saw	under
carry	four	light	school	until
children	girl	list	sea	walk
city	got	might	second	watch
close	group	mile	seem	while
country	grow	miss	side	white
cut	hard	mountains	something	without
don't	head	near	sometimes	young

### 4<sup>th</sup> 100 WORDS

across	early	hundred	problem	sun
against	easy	I'll	products	sure
area	ever	king	pulled	table
become	fall	knew	questions	today
best	farm	listen	reached	told
better	fast	low	red	top
birds	field	map	remember	toward
black	figure	mark	rock	town
body	fire	measure	room	travel
certain	fish	money	seen	true
cold	five	morning	several	unit
color	friends	music	ship	upon
complete	ground	north	short	usually
covered	happened	notice	since	voice
cried	heard	numeral	sing	vowel
didn't	himself	order	slowly	war
dog	hold	passed	south	waves
door	horse	pattern	space	whole
draw	hours	piece	stand	wind
during	however	plan	step	wood



## 5<sup>th</sup> 100 WORDS

able	common	full	nothing	size
ago	contain	game	noun	special
am	correct	gave	object	stars
among	course	government	ocean	stay
ball	dark	green	oh	stood
base	decided	half	pair	street
became	deep	heat	person	strong
behind	done	heavy	plane	surface
boat	dry	hot	power	system
box	English	inches	produce	ten
bring	equation	include	quickly	though
brought	explain	inside	ran	thousands
building	fact	island	rest	understand
built	feel	known	road	verb
cannot	filled	language	round	wait
carefully	finally	less	rule	warm
check	fine	machine	scientists	week
circle	fly	material	shape	wheels
class	force	minutes	shown	yes
clear	front	note	six	yet

## 6<sup>th</sup> 100 WORDS

anything	divided	interest	present	store
arms	drive	job	probably	subject
beautiful	drop	kept	race	suddenly
believe	edge	lay	rain	sum
beside	eggs	legs	raised	summer
bill	energy	length	ready	syllables
blue	Europe	love	reason	teacher
brother	exercise	main	record	test
can't	farmers	matter	region	third
cause	felt	meet	represent	train
cells	finished	members	return	wall
center	flowers	million	root	weather
clothes	forest	mind	sat	west
dance	general	months	shall	whether
describe	gone	moon	sign	wide
developed	grass	paint	simple	wild
difference	happy	paragraph	site	window
direction	heart	past	sky	winter
discovered	held	perhaps	soft	wish
distance	instruments	picked	square	written

## 7<sup>th</sup> 100 WORDS

act	century	gold	moment	smiled
Africa	consonant	hair	nation	snow
age	copy	hill	natural	soil
already	couldn't	hole	outside	solve
although	count	hope	per	someone
amount	cross	ice	phrase	son
angle	dictionary	instead	poor	speak
appear	died	iron	possible	speed
baby	dress	jumped	pounds	spring
bear	either	killed	pushed	stone
beat	everyone	lake	quiet	surprise
bed	everything	laughed	quite	tall
bottom	exactly	lead	remain	temperature
bright	factors	let's	result	themselves
broken	fight	lot	ride	tiny
build	fingers	melody	rolled	trip
buy	floor	metal	sail	type
care	fraction	method	scale	village
case	free	middle	section	within
cat	French	milk	sleep	wonder

## 8<sup>th</sup> 100 WORDS

alone	control	garden	pay	stick
art	cool	gas	period	straight
bad	cost	glass	plains	strange
bank	decimal	God	please	students
bit	desert	grew	practice	suppose
break	design	history	president	symbols
brown	direct	human	received	team
burning	drawing	hunting	report	touch
business	ears	increase	ring	trouble
captain	east	information	rise	uncle
catch	else	itself	row	valley
caught	engine	joined	save	visit
cents	England	key	seeds	wear
child	equal	lady	sent	whose
choose	experiment	law	separate	wire
clean	express	least	serve	woman
climbed	feeling	lost	shouted	wrote
cloud	fell	maybe	single	yard
coast	flow	mouth	skin	you're
continued	foot	party	statement	yourself

## 9<sup>th</sup> 100 WORDS

addition	doctor	insects	process	stream
army	dollars	interesting	property	string
bell	eight	Japanese	provide	suggested
belong	electric	lie	rather	supply
block	elements	lifted	rhythm	swim
blood	enjoy	loud	rich	terms
blow	entered	major	safe	thick
board	except	mall	sand	thin
bones	exciting	meat	science	thus
branches	expect	mine	sell	tied
cattle	famous	modern	send	tone
chief	fit	movement	sense	trade
compare	flat	necessary	seven	tube
compound	fruit	observe	sharp	value
consider	fun	park	shoulder	wash
cook	guess	particular	sight	wasn't
corner	hat	planets	silent	weight
crops	hit	poem	soldiers	wife
crowd	indicate	pole	spot	wings
current	industry	position	spread	won't

## 10<sup>th</sup> 100 WORDS

action	dead	huge	settled	we'll
actually	deal	isn't	shoes	western
adjective	death	led	shop	win
afraid	details	level	similar	women
agreed	determine	located	sir	workers
ahead	difficult	march	sister	wouldn't
allow	division	match	smell	wrong
apple	doesn't	molecules	solution	yellow
arrived	effect	northern	southern	
born	entire	nose	steel	
bought	especially	office	stretched	
British	evening	opposite	substances	
capital	experience	oxygen	suffix	
chance	factories	plural	sugar	
chart	fair	prepared	tools	
church	fear	pretty	total	
column	fig	printed	track	
company	forward	radio	triangle	
conditions	France	repeated	truck	
corn	fresh	rope	underline	
cotton	Greek	rose	various	
cows	gun	score	view	
create	hoe	seat	Washington	



# **Dolch Sight Words and Assessments**

## **Pk-3**

The following pages  
are Dolch Sight Words for children  
preprimer to 3rd grade Practicing these  
words will help with reading fluency .  
Fluency is the ability to read with speed,  
accuracy, and expression.

Comprehension in reading is also VERY important.  
Comprehension is UNDERSTANDING what is read.

The last pages in this packet contain a book  
report in a story element format and some extra  
ideas to help children comprehend ( understand )  
what they have read.

# **Dolch Sight Words: Preprimer**

## **Alphabetical Order**

- |           |            |            |
|-----------|------------|------------|
| 1. a      | 15. I      | 29. run    |
| 2. and    | 16. in     | 30. said   |
| 3. away   | 17. is     | 31. see    |
| 4. big    | 18. it     | 32. the    |
| 5. blue   | 19. jump   | 33. three  |
| 6. can    | 20. little | 34. to     |
| 7. come   | 21. look   | 35. two    |
| 8. down   | 22. make   | 36. up     |
| 9. find   | 23. me     | 37. we     |
| 10. for   | 24. my     | 38. where  |
| 11. funny | 25. not    | 39. yellow |
| 12. go    | 26. one    | 40. you    |
| 13. help  | 27. play   |            |
| 14. here  | 28. red    |            |



# Dolch Sight Words:

## Preprimer Assessment

Name: \_\_\_\_\_ Date: \_\_\_\_\_ Score: \_\_\_\_/40

\_\_red

\_\_me

\_\_the

\_\_here

\_\_find

\_\_it

\_\_play

\_\_up

\_\_big

\_\_help

\_\_make

\_\_see

\_\_you

\_\_down

\_\_is

\_\_one

\_\_two

\_\_away

\_\_go

\_\_look

\_\_said

\_\_yellow

\_\_come

\_\_in

\_\_not

\_\_to

\_\_and

\_\_funny

\_\_little

\_\_run

\_\_where

\_\_can

\_\_I

\_\_my

\_\_three

\_\_a

\_\_for

\_\_jump

\_\_we

\_\_blue

# **Dolch Sight Words: Primer**

## **Alphabetical Order**

- |          |            |           |
|----------|------------|-----------|
| 1. all   | 19. into   | 37. that  |
| 2. am    | 20. like   | 38. there |
| 3. are   | 21. must   | 39. they  |
| 4. at    | 22. new    | 40. this  |
| 5. ate   | 23. no     | 41. too   |
| 6. be    | 24. now    | 42. under |
| 7. black | 25. on     | 43. want  |
| 8. brown | 26. our    | 44. was   |
| 9. but   | 27. out    | 45. well  |
| 10. came | 28. please | 46. went  |
| 11. did  | 29. pretty | 47. what  |
| 12. do   | 30. ran    | 48. white |
| 13. eat  | 31. ride   | 49. who   |
| 14. four | 32. saw    | 50. will  |
| 15. get  | 33. say    | 51. with  |
| 16. good | 34. she    | 52. yes   |
| 17. have | 35. so     |           |

# Dolch Sight Words: Primer Assessment

Name: \_\_\_\_\_ Date: \_\_\_\_\_ Score: \_\_\_\_/52

\_\_\_soon

\_\_\_do

\_\_\_be

\_\_\_he

\_\_\_what

\_\_\_too

\_\_\_so

\_\_\_pretty

\_\_\_no

\_\_\_have

\_\_\_did

\_\_\_ate

\_\_\_yes

\_\_\_went

\_\_\_this

\_\_\_she

\_\_\_please

\_\_\_new

\_\_\_good

\_\_\_came

\_\_\_at

\_\_\_with

\_\_\_well

\_\_\_they

\_\_\_say

\_\_\_out

\_\_\_must

\_\_\_get

\_\_\_but

\_\_\_are

\_\_\_will

\_\_\_was

\_\_\_there

\_\_\_saw

\_\_\_our

\_\_\_like

\_\_\_four

\_\_\_brown

\_\_\_am

\_\_\_who

\_\_\_want

\_\_\_that

\_\_\_ride

\_\_\_on

\_\_\_into

\_\_\_eat

\_\_\_black

\_\_\_all

\_\_\_white

\_\_\_under

\_\_\_ran

\_\_\_now

## **Dolch Sight Words: First Grade**

### **Alphabetical Order**

- |            |          |           |
|------------|----------|-----------|
| 1. after   | 15. has  | 29. over  |
| 2. again   | 16. her  | 30. put   |
| 3. an      | 17. him  | 31. round |
| 4. any     | 18. his  | 32. some  |
| 5. as      | 19. how  | 33. stop  |
| 6. ask     | 20. just | 34. take  |
| 7. by      | 21. know | 35. thank |
| 8. could   | 22. let  | 36. them  |
| 9. every   | 23. live | 37. then  |
| 10. fly    | 24. may  | 38. think |
| 11. from   | 25. of   | 39. walk  |
| 12. give   | 26. old  | 40. were  |
| 13. giving | 27. once | 41. when  |
| 14. had    | 28. open |           |

# **Dolch Sight Words:**

## **First Grade Assessment**

**Name:** \_\_\_\_\_ **Date:** \_\_\_\_\_ **Score:** \_\_\_\_/41

\_\_\_open

\_\_\_then

\_\_\_as

\_\_\_had

\_\_\_live

\_\_\_some

\_\_\_when

\_\_\_every

\_\_\_his

\_\_\_once

\_\_\_them

\_\_\_any

\_\_\_giving

\_\_\_let

\_\_\_round

\_\_\_were

\_\_\_could

\_\_\_him

\_\_\_old

\_\_\_thank

\_\_\_an

\_\_\_give

\_\_\_know

\_\_\_put

\_\_\_walk

\_\_\_by

\_\_\_her

\_\_\_of

\_\_\_take

\_\_\_again

\_\_\_from

\_\_\_just

\_\_\_over

\_\_\_think

\_\_\_ask

\_\_\_has

\_\_\_may

\_\_\_stop

\_\_\_after

\_\_\_fly

\_\_\_how



## **Dolch Sight Words: Second Grade**

### **Alphabetical Order**

- |            |           |           |
|------------|-----------|-----------|
| 1. always  | 17. gave  | 33. these |
| 2. around  | 18. goes  | 34. those |
| 3. because | 19. green | 35. upon  |
| 4. been    | 20. its   | 36. us    |
| 5. before  | 21. made  | 37. use   |
| 6. best    | 22. many  | 38. very  |
| 7. both    | 23. off   | 39. wash  |
| 8. buy     | 24. or    | 40. which |
| 9. call    | 25. pull  | 41. why   |
| 10. cold   | 26. read  | 42. wish  |
| 11. does   | 27. right | 43. work  |
| 12. don't  | 28. sing  | 44. would |
| 13. fast   | 29. sit   | 45. write |
| 14. first  | 30. sleep | 46. your  |
| 15. five   | 31. tell  |           |
| 16. found  | 32. their |           |

# **Dolch Sight Words:**

## **Second Grade Assessment**

**Name:** \_\_\_\_\_ **Date:** \_\_\_\_\_ **Score:** \_\_\_\_/46

\_\_\_their

\_\_\_wish

\_\_\_made

\_\_\_found

\_\_\_read

\_\_\_before

\_\_\_tell

\_\_\_cold

\_\_\_us

\_\_\_five

\_\_\_why

\_\_\_its

\_\_\_your

\_\_\_pull

\_\_\_been

\_\_\_sleep

\_\_\_call

\_\_\_upon

\_\_\_first

\_\_\_which

\_\_\_green

\_\_\_write

\_\_\_or

\_\_\_because

\_\_\_sit

\_\_\_buy

\_\_\_those

\_\_\_fast

\_\_\_wash

\_\_\_goes

\_\_\_would

\_\_\_off

\_\_\_around

\_\_\_sing

\_\_\_both

\_\_\_these

\_\_\_don't

\_\_\_very

\_\_\_gave

\_\_\_work

\_\_\_many

\_\_\_always

\_\_\_right

\_\_\_best

\_\_\_does

\_\_\_use

## **Dolch Sight Words: Third Grade**

### **Alphabetical Order**

- |           |            |              |
|-----------|------------|--------------|
| 1. about  | 15. grow   | 29. own      |
| 2. better | 16. hold   | 30. pick     |
| 3. bring  | 17. hot    | 31. seven    |
| 4. carry  | 18. hurt   | 32. shall    |
| 5. clean  | 19. if     | 33. show     |
| 6. cut    | 20. keep   | 34. six      |
| 7. done   | 21. kind   | 35. small    |
| 8. draw   | 22. laugh  | 36. start    |
| 9. drink  | 23. light  | 37. ten      |
| 10. eight | 24. long   | 38. today    |
| 11. fall  | 25. much   | 39. together |
| 12. far   | 26. myself | 40. try      |
| 13. full  | 27. never  | 41. warm     |
| 14. got   | 28. only   |              |

# Dolch Sight Words:

## Third Grade Assessment

Name: \_\_\_\_\_ Date: \_\_\_\_\_ Score: \_\_\_\_/41

\_\_\_only

\_\_\_ten

\_\_\_clean

\_\_\_got

\_\_\_light

\_\_\_shall

\_\_\_warm

\_\_\_drink

\_\_\_hurt

\_\_\_never

\_\_\_start

\_\_\_carry

\_\_\_full

\_\_\_laugh

\_\_\_seven

\_\_\_try

\_\_\_draw

\_\_\_hot

\_\_\_myself

\_\_\_small

\_\_\_bring

\_\_\_far

\_\_\_kind

\_\_\_pick

\_\_\_together

\_\_\_done

\_\_\_hold

\_\_\_much

\_\_\_six

\_\_\_better

\_\_\_fall

\_\_\_keep

\_\_\_own

\_\_\_today

\_\_\_cut

\_\_\_grow

\_\_\_long

\_\_\_show

\_\_\_about

\_\_\_eight

\_\_\_if

# \*Book Report\*

Your Name\_\_\_\_\_

Book Title\_\_\_\_\_

Characters:

\_\_\_\_\_

\_\_\_\_\_

Setting:

\_\_\_\_\_

\_\_\_\_\_

## PLOT

First\_\_\_\_\_

\_\_\_\_\_

Next\_\_\_\_\_

\_\_\_\_\_

Then\_\_\_\_\_


\_\_\_\_\_

Last\_\_\_\_\_

\_\_\_\_\_




# Comprehension




Other ways to have children show their comprehension (understanding) is by the use of retell.

They may do this by drawing a picture or orally retelling the story in their own words.



Some questions to ask the child are: Who, What, When, Where, Why , and How questions.



Ask specific questions or have the student act out or answer: Who were the characters , where was the setting, what happened first, next, then, and last. What was the problem in the story ...was there a solution?